



**Police DAV Public School, Ludhiana**  
**JOYFUL LEARNING IN SUMMERS (2024-2025)**  
**Class Balvatika - UKG**

**SUMMER VACATION (2024-25)** is the period of having outings, masti and excitement with the family and at the same time learning new things. It is the time to take good care of your health and personal hygiene by consuming fresh fruits, seasonal vegetables and water in order to keep yourself well - hydrated and energetic in this holiday season.

**“THE EXCITEMENT OF LEARNING NEW THINGS IN A CHANGE TO BE IS FAR BETTER THAN TO LEARN THE THINGS IN AN OLD WAY”** so keeping this quote in mind, the School has planned some competency based learning activities this year to make you Relaxed, ready, and rejuvenated.



**Dear Parents**

Use these activities as an opportunity to spend quality time together. Let your child take the lead and use his/her imagination, creativity and knowledge to do the assigned task. **The role of the parents is to be a facilitator and guide to steer the child in the right direction.** Original work of students will receive greater recognition and appreciation.

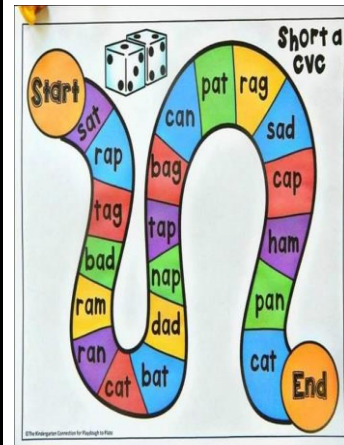
## ENGLISH

### PLAY AND LEARN

Activity: Play and Learn

\* Instructions to play the game

1. To enhance the vocabulary in English take the printout and play the game.
2. Place your coin on starting point and roll the dice.
3. Move the dice on the sheet according to the number reflected on the dice.
4. Play this Ludo by speaking the word written on the board.
5. Read all the words loudly at the end.



### READ AND COLOUR

Take the print out of this sheet, then colour rhyming words given in each set and get ready to play the game.

- For example choose 'ab' family word on the sheet, under its column you have to colour all 'ab' family words (i.e cab,lab,tab)
- In the same way students have to proceed further to colour rest of the family words to complete the whole sheet.
- Paste this sheet on A3 drawing sheet and preserve it in a folder.

POLICE DAV PUBLIC SCHOOL, LUDHIANA  
BALVATIKA - URG (ENGLISH)

Name: \_\_\_\_\_ Section: \_\_\_\_\_ Date: \_\_\_\_\_

### Read and Colour

Colour the **ab** words.

man cab lab tab

Colour the **ad** words.

dad had mad mug

Colour the **ag** words.

bag tag hug sag

Colour the **am** words.

yam ham pot jam

Colour the **an** words.

can pan ran net

## MATHS

### OUTDOOR MATHS ADVENTURE

The child will collect clean and safe leaves, twigs, pebbles, and flowers from garden or a nearby park. Use these items for the following activities.

#### Activity 1: Counting

1. Collect 10 leaves, twigs, flowers, and pebbles.
2. Count each item.
3. Arrange them in a line and count again.

#### Activity 2: Pattern Making

1. Create a pattern (e.g., leaf, twig, pebble etc.)
2. The child has to extend the pattern.

#### Activity 3: Sorting by Size

1. Collect items of different sizes.
2. Sort the things from smallest to biggest.

#### Activity 4: More and Less

1. Make two groups of items (e.g., 7 leaves and 4 leaves).
2. The child will tell which group has more and which has less.
3. Make more groups with other items and compare.


#### Activity 5: Nature Art Frame

1. Use collected items to create an art frame.

#### Additional Task: Collage

- While doing these activity children will click their photographs and get those photograph framed in the form of collage.
- Decorate this collage with **Nature Art Frame.** ( Activity No. 5)

**Encourage creativity and have fun exploring!**



### SHAPE HUNT AT HOME

Engage the child in a Shape Hunt Activity at home!

Material

- shapes to be found(circle, square, triangle, rectangle)
- Paper and pencil
- Household items (toys, books, kitchen items)

Instructions

- Let the child search for the objects that match the listed shapes in and around the house.
- Put all the similar shapes in one line as shown in the picture.
- Let the child talk about shapes and objects found with his/her family members.

**Follow this link for reference**

<https://youtu.be/gbMAFnbLUPk?feature=shared>



## HINDI

### व्यंजनों का गुलदस्ता

गुलदस्ते के फूलों में व्यंजनों (क-व) को क्रम से लिखते हुए A3 साइज़ शीट पर इस गतिविधि को रचनात्मक रूप से पूरा कीजिए।

**Follow this link for reference**

<https://youtu.be/cpisT4-mlzs?feature=shared>



### आओ खेल- खेल में ( क - व ) सीखें।

हिंदी समाचार पत्र ( Newspaper ) के किसी एक पृष्ठ ( page)की शीर्ष पंक्ति( Headline) से व्यंजनों पर गोला लगाकर रंग भरें।



## EVS

### SUNDAY FUN ACTIVITY : Spot the Difference!


Students, here's a fun and simple activity for you!

1. Take a Printout of any English, Hindi, Punjabi Newspaper.
2. Find the puzzle features two similar images with minor differences.
3. Carefully cut out the two pictures.
4. Paste the pictures on A3-size sheet.
5. Identify and mark as many differences as you can in the selected group of pictures.
6. Make your A3 Sheet look attractive with creative borders etc.

Enjoy the activity and show off your creativity!

**Follow this link for reference**

<https://youtu.be/uxP2KEfICE0?si=1u-J4ZWZB2zxXhjl>



## ALKALINE WATER

### Materials

- 8 cups of filtered water.
- 1 lemon
- Optional: ginger, mint, cucumber, etc.
- 1 tablespoon of pink Himalayan sea salt

### Directions

1. Cut the lemon into small pieces.
2. Place the lemon pieces and optional ingredients into a glass jug.
3. Pour in the 8 cups of water in to the jug.
4. Add 1 tablespoon of pink Himalayan sea salt.
5. Close the jug tightly.
6. Let the mixture settle for 8-12 hours.

Your Alkaline Water is ready to drink, store it in the refrigerator and enjoy it throughout the day.

### Follow this link for reference

<https://youtube.com/shorts/OwXVkwC1pII?si=wo5EdVZi5NjzoY6Q>



## ART AND CRAFT

### ALL ABOUT MY DAD

To celebrate Father's Day, we have planned a special activity for the child to enjoy quality time with his/her dad and make happy memories.

### Instructions

The children will make an "Album relating to their Dad" over a week. Each day, they will do one Activity -

- Spend time with dad and do some activities like (yoga, exercise, board game, making salads together, gardening, watching movies , reading books, crafting etc.)
- Reflection - Draw/click a picture of the activities done.
- At the end of the week, they will have to put all the pictures in a wonderful handmade album and present it to your father as a Father's Day Gift.



## ART FROM THE HEART

The child has to draw and paint any scene or picture related to summer season using brushes in his/her Sketchbook.



## DRAMA

### STORY TIME

Parents will narrate a story to a child. Then the child will make any two puppets from his / her own imagination using waste material, craft paper, newspaper etc. He / She can also draw/colour any scene of the story on an A4 sized sheet.



## PHYSICAL EDUCATION

It's the perfect time to have lots of fun! Whether you want to play outside or enjoy some indoor activities, there are so many exciting games waiting for you. The students are advised to prefer Cycling, Running, Hopscotch, Zigzag running, board games, cram board, Hide and Seek etc. instead of playing games on mobile.



**The students will practice the following work on slate.**

**English:** Aa- Zz, two letter words, 'a' sound words.

**Hindi** : क- व ।

**Maths** : Forward Counting **1 - 10.**(What comes Before 10 -1, After and Between 1-10).

Drawing of Shapes. ( Circle, Rectangle, Triangle, Square)