



TIME TO RELAX, EXPLORE, EXPERIENCE & LEARN NEW THINGS

SUMMER VACATION is the best time to create happy memories by enjoying outings, *masti* and excitement with the family and at the same time learning of new things by exploring new places, meeting family & friends. But please don't forget to take good care of your health by adding fresh fruits, seasonal vegetables and sufficient water in order to keep yourself well-hydrated and energetic. Always follow good personal hygiene habits to have good health.

Our 'Holidays Homework' has been planned to engage our students in some creative work, where we have put together some '**Competency based Activities**' which the children will surely enjoy while doing and have '**JOYFUL**' and '**EXPERIENTIAL LEARNING**' experience. **Please label all the homework with Name, Class & section and send all the sheets in a handmade folder, when homework will be asked to submit.**

Dear Parents

These activities are a great opportunity to spend quality time together with your children and let them take the lead to use their imagination, creativity and knowledge to do the assigned task. Originality in the work done by the students will be received with greater recognition and appreciation. **'THE ROLE OF THE PARENT IS TO BE A FACILITATOR AND GUIDE.'**

Here is what the students need to do-

- * Wake up early and practice Yoga, Meditation and Simple exercises daily.
- * Read newspaper/story book and write atleast 5 new words in your Remedial notebook every day.
- * Play simple indoor games like Scrabble, Riddles, Puzzles, Word Building, Carrom Board, instead of using **Mobile phones** and **watching TV** for long hours. In the evening go to a nearby park for walking, jogging, exercising, playing and try to find new things that **Beautiful Nature** has stored for us and talk about things you see around.
- * Help your elders to keep the house clean. Do small household jobs like dusting, watering the plants, laying the table, filling water bottles to be kept in the fridge and so on.
- * Keep your study materials and toys in a well-organized manner.
- * Make a habit of drinking lemonade, coconut water, sugar cane juice, fresh juices, shakes, butter milk (lassi) and avoid taking **aerated drinks** and **packed juices**.



Activity no 1 Story Time

- ✚ Reading and Writing are the Foundational Skills that open the doors to world of imagination and knowledge. Read one English story book every week and write following things about that story on **A4 size Ivory sheet**.

Week 1

1. Name of the story _____.
2. I liked this story because _____.
3. The story is about _____.
4. My favourite character of the story _____.

✚ **Same format is to be followed for other weeks also.**

Note- Draw and colour your favourite scene of the story book read during the vacation.

Activity no. 2 Father's Day Card (Sunday, June 16, 2024)

As Father's Day is approaching, so make this sheet in a beautiful way. Make a beautiful greeting card and fill the blanks mentioned below about your father. Make this greeting card as creative as its possible alongwith any handmade article (artifact) and present it to your father on this Father's Day.

My Dad is Awesome!

My dad's name is _____.

He is _____ years old .

My dad has _____ eyes,

and _____ hair.

My dad's favorite color is _____.

My dad likes to _____.

My favorite thing to do with my dad is _____.

My dad laughs when I _____.

If he could go on a trip, he'd go _____.

His favorite food is _____.

He is very good at _____.

My dad is special because _____.



Activity no 3 - SPELLATHON TIME

To improve vocabulary skills and sentence formation, write all the new words you come across while reading your story book/ newspaper and frame one sentence each using that particular word.

This work is also to be done on A4 size drawing sheet. (Sample sheet is given below.)

Week 1

Sr no.	Vocabulary words	Sentence
1		
2		
3		
4		
5		

Week 2

Sr no.	Vocabulary words	Sentence
1		
2		
3		
4		
5		

Week 3

Sr no.	Vocabulary words	Sentence
1		
2		
3		
4		
5		

Week 4

Sr no.	Vocabulary words	Sentence
1		
2		
3		
4		
5		

Week 5

Sr no.	Vocabulary words	Sentence
1		
2		
3		
4		
5		



Activity no 1 Number Art on cards

You have to make at least 20 cards of 4"×6" size of coloured Ivory sheet. Any Numbers up to 999 should be written on each card. Please make sure that whatever number you will write, a number comes before that and after that should also be written. For example if you are writing 182 on one card then 184 on another card and 183 should also be written on next card. These cards will be used to revise different mathematical concepts like Ascending-Descending, Smallest – Biggest number, etc. Please make sure that numbers should be written with bold marker.

Activity no 2 Ordinal number DICE

Students will make a “DICE” using small cardboard box and will write any six ordinal numbers (from 1-20) with its spellings on each side of the dice.

Activity no 3 Abacus

The students have to make their own abacus showing three places Hundreds, Tens and Ones to explain and solve different Math concepts in class.



Activity no 1 COLLAGE ACTIVITY

The students will create **4** COLLAGES on four different IVORY SHEETS on which they will be pasting relevant pictures summer fruits, vegetables, drinks and clothes.

Activity no 2 Picture Dictionary

Make a picture dictionary of ten sheets of **A4 Ivory sheet** and assemble all these ten sheets and 1 self-introductory sheet into a spiral binding. Each page should have pictures of one topic mentioned below.

Topics	<ul style="list-style-type: none"> ➤ More about me ➤ Bodyparts and Sense organs ➤ Birthday Party ➤ Classroom ➤ Places to worship 	<ul style="list-style-type: none"> ➤ Healthy and Unhealthy food ➤ Indoor & Outdoor games ➤ Trees & Flowers ➤ Shopping Mall ➤ Cartoon World
---------------	---	---

Activity no 3 My Outing time

On A3 size drawing sheet, write the name of the place, visited during summer vacation and paste the pictures of things you packed, who all went along with you, what new you have seen, what is the famous food, dress etc. of that place. You have to paste your pictures also enjoying that place on this same sheet.

हिन्दी

Activity no 1 चित्र वर्णन

Students have to do this practice work on A4 drawing sheet.

चित्र देखकर सही उत्तर चुनकर लिखिए :



पतंग

गुब्बारा

लड़कियाँ

इन्द्रधनुष

लड़के

रंग-बिरंगे

1. आसमान में सुंदर दिखाई दे रहा है ।
2. एक लड़की उड़ा रही है ।
3. दो रेत से खेल रही हैं और उनके पास गेंद हैं ।
4. नीली कमीज़ पहनी लड़की के हाथ में पीला है ।
5. दो गेंद से खेल रहे हैं ।

पिकनिक गार्डन में



१. इस चित्र में कितने परिवार हैं ?

२. इस चित्र में कितने पिकनिक बास्केट हैं ?

३. चित्र में दिखाई देने वाले पक्षियों की संख्या बताइए ।

४. चित्र में मौसम कैसा है ?


५. चित्र में कितने पेड़ हैं ?

Activity no 2 रचनात्मक लेखन

- एक **A4 IVORY SHEET** पर बच्चे किसी भी विषय पर अपनी बनार्यी हुई कविता लिखेंगे और उससे संबंधित एक चित्र बनाएंगे जिससे वह कक्षा में भी प्रस्तुत करेंगे।
- अपनी पाठ्य पुस्तक **नैतिक शिक्षा** में से कोई भी **पांच कहानियाँ** ध्यान लगाकर पढ़ें और उस में आए सभी नए शब्द एक **DRAWING SHEET** पर लिखकर उनके वाक्य बनाएँ और उनमें से कोई भी एक कहानी अपने शब्दों में कक्षा में सुनाएँ

Activity no 3 मुझे जानो

एक **4''*6'' IVORY SHEET** पर अपना self- introductory card बनाओ और उसे laminate करवा कर लाएँ



मेरा नाम _____ है।
मेरे नाम का मतलब _____ है।
यह नाम मेरे _____ ने रखा है।
मेरे पिता जी नाम _____ है।
मेरी माता जी नाम _____ है।
मेरे घर का पता _____ है।



Activity no 1 Clay Art

Make 10 emojis' expressing different gestures using clay. Paste these emojis' on A4 size drawing sheet then paste that sheet on a card board and also write what you are trying to say through each gesture.



Activity no 2 Stationary Organizer

Make a Stationary Organizer using waste carton box, gift papers, decorative materials etc. This organizer will surely help you to keep your things in an organized way.



Activity no 3 My Meaningful Nature Walk


Go for a nature walk every morning and collect different leaves, twigs, feathers, pebbles and make 1 beautiful artifact by using that material.



Activity no 4 All about me


Take a printout of this sheet and blanks are to be filled by the students. You can decorate the sheet as per your choice own creativity. Then paste this sheet on a A4 Ivory sheet and put in the handmade folder, also send 4 photographs pasted on A4 sheet on which child can be seen doing different activities. **Please mention name, class and section on the folder too.**

Sample picture to create handmade folder



All about me!

WHAT MAKES ME SPECIAL



My country

(I am from...)



My birthday

day

month

year



Name of...

My mother: _____

My father: _____

My favourites

(What is your favourite?)



Food: _____

Number: _____

Animal: _____

Sport: _____

Subject: _____

Mood
(How do you feel today?)

TERRIBLE BAD OK GOOD FANTASTIC

☹️ ☹️ 😊 😊



Living

(Where do you live?)



Street: _____

City: _____

Country: _____



Colour

(My favourite colour is...)

I like

(Two things I like...)

○ _____

○ _____



I look like this
(colour the picture)

My name is:

Hobby

(My favourite hobby is...)



Holiday

(I like travelling to...)

Job

(When I grow up I want to be...)

Friend

(The name of my best friend is...)

People say that...

- ☐ ... I am a nice person.
- ☐ ... I am sporty.
- ☐ ... I am a funny person.
- ☐ ... I am helping other people.
- ☐ ... I am good at reading.
- ☐ ... I am a calm person.
- ☐ ... I am good at math.

Fun fact

(Something funny about me...)



When did you go to bed yesterday?